

Town Populations

Mildura Region - Australia



Town populations give an indication to what is happening in the region and services and facilities required in smaller communities.

This can assist all levels of government to plan and to ensure that there are sufficient education facilities and services for these families, sporting facilities and programs and extra curricular opportunities. The data also helps to validate plans for future community needs and business expansion.

Mildura has a significantly higher proportion of females than males, with an extra 4.5% being female.
Population: 28,744 (13,719 male, 15,025 female)
Households: 10,934 (7,481 family, 3,453 non family)
Household structure: 2 people - 35%, 1 person - 28%

Wentworth has one of the highest proportions of two people households in the region
Population: 1,653 (857 male, 796 female)
Households: 603 (412 family, 191 non family)
Household structure: 2 people - 40%, 1 person - 29%

Irymple has the highest proportion of households with more than 2 people in the region.
Population: 5,739 (2,892 male, 2,847 female)
Households: 1,958 (1,532 family, 426 non family)
Household structure: 2 people - 31%, 1 person - 21%

Merbein has similar percentages to Mildura for one and two person households.
Population: 2,525 (1,260 male, 1,265 female)
Households: 960 (675 family, 285 non family)
Household structure: 2 people - 35%, 1 person - 28%

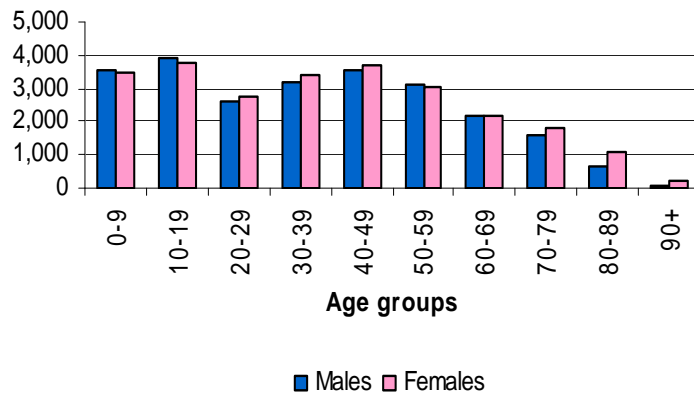
Ouyen has one of the region's lowest proportions of households with more than two people
Population: 1,384 (694 male, 690 female)
Households: 550 (367 family, 183 non family)
Household structure: 2 people - 39%, 1 person - 30%

Red Cliffs has an average of 2.7 people per household, just below those of Irymple and Gol Gol.
Population: 4,599 (2,270 male, 2,329 female)
Households: 1,688 (1,197 family, 492 non family)
Household structure: 2 people - 33%, 1 person - 27%

Gol Gol has one of the lowest percentages in the region of one person households.
Population: 1,801 (924 male, 877 female)
Households: 627 (501 family, 126 non family)
Household structure: 2 people - 36%, 1 person - 18%

Source: ABS Census of Population & Housing, 2006

Age groups by sex - Mildura Rural City Council



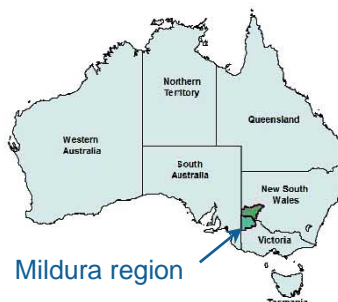
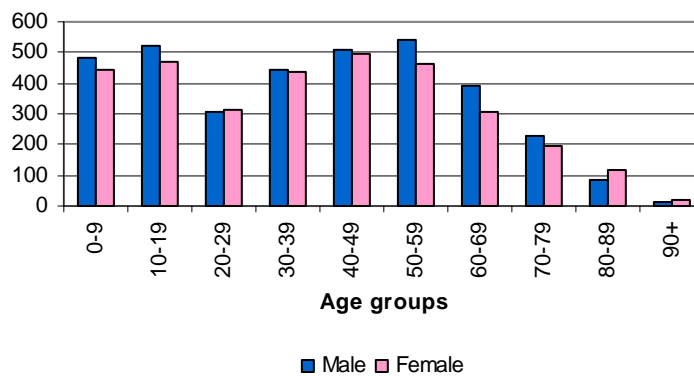
Mildura region population - 60,281

Mildura Rural City Council - 53,122
an increase of 1.1% (603 people) from 2007

Wentworth Shire Council - 7,159
an increase of 0.3% (20 people) from 2007

Source: ABS, Estimated Resident Population as at 30 June 2008

Age groups by sex - Wentworth Shire Council



mildura
DEVELOPMENT CORPORATION
www.milduraregion.com.au